

Dear Members of the School Community,

The NYC School Survey Report shares parent, student, and teacher responses to the NYC School Survey. In this year's report, survey questions are organized and reported as they relate to the six elements of the [Framework for Great Schools](#): Rigorous Instruction, Supportive Environment, Collaborative Teachers, Effective School Leadership, Strong Family-Community Ties, and Trust. The information captured in this report is designed to support a dialogue among all members of the school community about how to make the school a better place to learn.

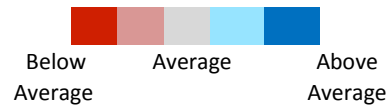
Taking the time to reflect on our school's strengths and areas for growth is an important step in improving the teaching and learning environment in our schools. Please share, discuss, and reflect upon your school's report and use the information as you plan together for the continued success of your school.

Carmen Fariña
Chancellor

What do the colors mean?

These colors indicate how the percentage of positive survey responses at this school compares to schools of the same school type this year.

This year, constituents generally reported high levels of satisfaction across the City. Therefore, it is possible to have a high percentage of positive survey responses and be below average compared to other schools. Readers should consider the survey responses in this report both on their own and in the context of responses from other schools.



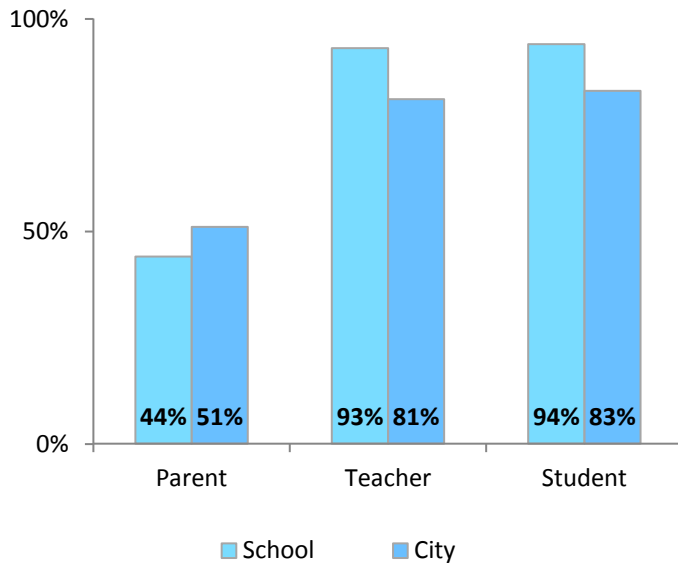
How do your school's responses in the following categories compare to Elementary /Middle School?

	% Positive Responses	Citywide % Positive Response for Elementary /Middle School
Rigorous Instruction	91%	83%
Supportive Environment	74%	74%
Collaborative Teachers	87%	80%
Effective School Leadership	91%	84%
Strong Family-Community Ties	91%	89%
Trust	91%	87%

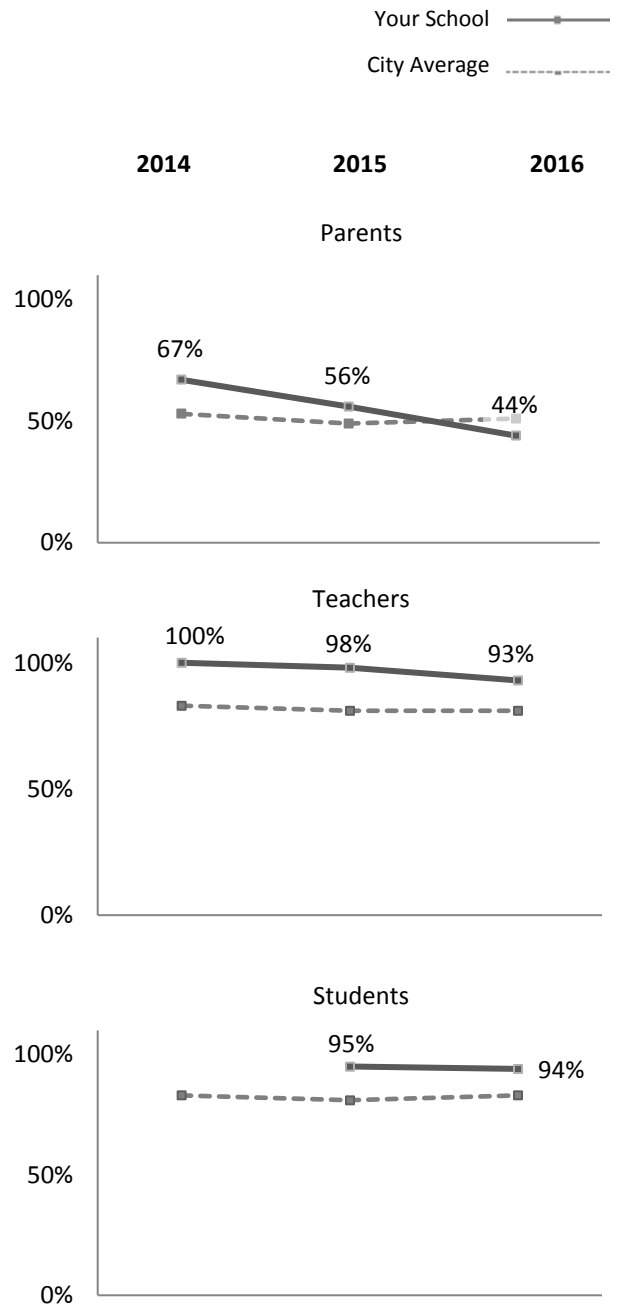
What is the percentage of positive responses by participant at your school?

	% Positive Responses
Parents	93%
Teachers	90%
Students	75%

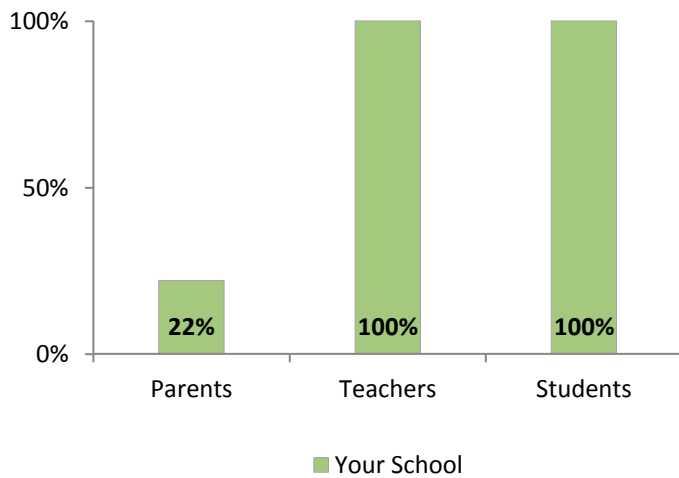
How do survey response rates at your school compare to the City average?



How have response rates at your school changed over time?



Who took the survey online?

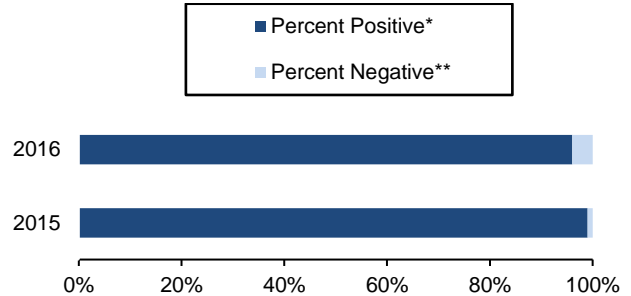


How has your school community answered certain important survey questions over time?

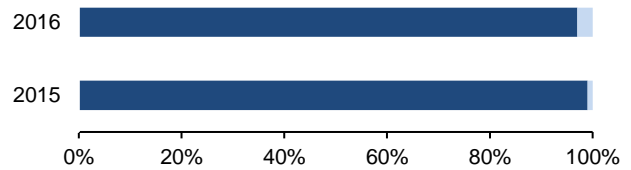
P

How responses of parents at your school have changed:

How satisfied are you with the education your child has received this year?



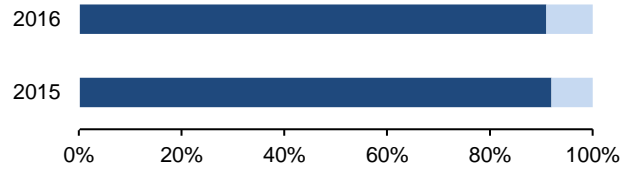
How satisfied are you with the response you get when you contact your child's school?



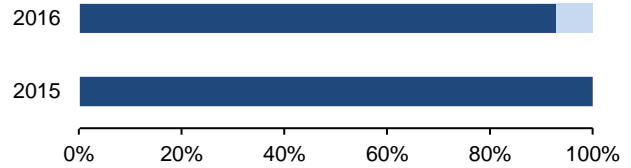
T

How responses of teachers at your school have changed:

I usually look forward to each working day at my school.



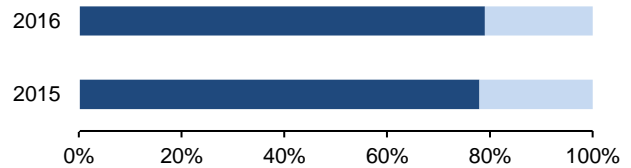
I would recommend my school to parents/guardians seeking a place for their child.



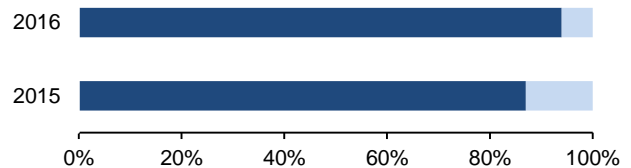
S

How responses of students at your school have changed:

My school offers a wide enough variety of programs, classes and activities to keep me interested in school.



I feel safe in the hallways, bathrooms, locker rooms, and cafeteria of this school.



* "Percent Positive" includes the following response options: Very Satisfied and Satisfied or Strongly Agree and Agree.

** "Percent Negative" includes the following response options: Very Dissatisfied and Dissatisfied or Strongly Disagree and Disagree.

This report summarizes the survey responses that parents, teachers, and students at **Leadership Preparatory Ocean Hill Charter School** provided on the 2015-16 NYC School Survey.

Questions are categorized by the six elements of the [Framework for Great Schools](#). Based on robust research, the six elements of the Framework for Great Schools identify the areas that must improve to increase student achievement.

- Rigorous Instruction
- Collaborative Teachers
- Supportive Environment
- Effective School Leadership
- Strong Family-Community Ties
- Trust

By focusing attention and resources on what it takes for schools to function well, the Framework identifies the underlying strengths and weaknesses of a school and shows community members concrete ways to improve student achievement.

The results from these questions will be incorporated into your school's [2015-16 School Quality Reports](#).¹ The reports will be aligned to the Framework for Great Schools to provide a clear picture of each school's strengths and areas of growth in each element.

Questions that are reported for informational purposes only are also included at the end of the report.

Responses to each question are reported as percentages. The most common response to each question is displayed in bold print. The positive responses are reported as a percentage to the right of each question.

Survey Response Rates

	84K775	City
P Parents	44%	51%
T Teachers	93%	81%
S Students	94%	83%

Table of Contents

[Rigorous Instruction](#)5

[Collaborative Teachers](#)7

[Supportive Environment](#)11

[Effective School Leadership](#)18

[Strong Family-Community Ties](#) ..21

[Trust](#)24

[Informational](#)28

Please visit www.nycschoolssurvey.org to learn more about the School Survey.

¹ Note that parents, students, and teachers were only asked questions that are relevant to their experience as members of their school community. Therefore, not every element section will include responses from all three respondent groups.

Rigorous Instruction



Rigorous Instruction – Teacher Responses

Do teachers believe that the school implements a high quality curriculum—aligned to the Common Core—that challenges students, scaffolds their experience, and engages students?

T For general/self-contained/literacy/science/social studies: In planning my last instructional unit, I had the resources and tools I needed to include multiple opportunities for...

Percent %

Strongly Agree Agree Disagree Strongly Disagree

building students' knowledge through content-rich non-fiction. (94)

57 36 6 0

reading and writing experiences grounded in evidence from text, both literary and informational. (96)

66 30 4 0

students to interact with complex grade-level text. (95)

73 23 5 0

students to interact with academic language. (98)

69 29 2 0

T For general/self-contained/math/science: In planning my last instructional unit, I had the resources and tools I needed to include multiple opportunities for...

Percent %

Strongly Agree Agree Disagree Strongly Disagree

focusing deeply on the concepts emphasized in the standards to help students build strong foundations for learning. (97)

62 36 3 0

creating coherent progressions within the standards from previous grades to current grade so student knowledge/skills build onto previous learning as foundations for math concepts. (97)

62 36 3 0

creating coherent progressions within the standards from current grade to next grades so student knowledge/skills build onto previous learning as foundations for math concepts taught in later years. (95)

61 34 5 0

developing students' conceptual understanding, procedural fluency, and their ability to apply math in context. (100)

67 33 0 0

Rigorous Instruction, continued

	Percent %			
	All	A lot	Some	None
T How many students in your classes... build on each other's ideas during class discussions? (90)	27	63	8	2
use data or text references to support their ideas? (98)	42	56	2	0
show that they respect each other's ideas? (84)	29	55	14	2
provide constructive feedback to their peers/teachers? (71)	15	56	23	6
participate in class discussions at some point? (92)	50	42	6	2

Rigorous Instruction – Student Responses



Do students believe that the school implements a high quality curriculum—aligned to the Common Core—that challenges students, scaffolds their experience, and is enlivened by teachers who are engaged?

	Percent %			
	All	Most	A few	None
S In how many of your classes is the following statement true? I learn a lot from feedback on my work. (76)	31	45	22	1
It's clear what I need to do to get a good grade. (87)	60	27	10	3
The work we do in class is good preparation for our class tests. (92)	69	24	6	1
The homework assignments help me learn the course material. (74)	41	34	20	6
I know what my teacher wants me to learn in class. (88)	55	33	9	3

Collaborative Teachers



Collaborative Teachers – Parent Responses

Do parents feel that teachers are committed to student success, improving their schools, and continuous professional learning within a culture of respect?

P How much do you agree with the following statements?	Percent %				
	Strongly Agree	Agree	Disagree	Strongly Disagree	I don't know
My child's teachers incorporate materials about different races, ethnicities, cultural backgrounds, and families into the curriculum to make learning more meaningful. (93)	49	35	3	4	9
My child sees people of many different races, ethnicities, or cultural backgrounds represented in the curriculum. (90)	49	36	6	4	6

P How much do you agree with the following statements?	Percent %			
	Strongly Agree	Agree	Disagree	Strongly Disagree
My child's school communicates with me in a language and in a way that I can understand. (96)	64	33	1	2



Collaborative Teachers – Teacher Responses

Do teachers feel that the school fosters a commitment to student success, school improvement, and continuous professional learning within a culture of respect?

Percent %

T How many teachers at this school... All A lot Some None

help maintain discipline in the entire school, not just their classroom? (87) **61** 26 13 0

are really trying to improve their teaching? (91) **69** 22 7 2

take responsibility for improving the school? (87) **46** 41 13 0

feel responsible for helping students develop self-management? (81) **52** 30 17 2

are willing to take risks to make the school better? (76) **50** 26 24 0

are eager to try new ideas? (74) **54** 20 24 2

feel responsible that all students learn? (96) **69** 28 4 0

Percent %

T At this school... Strongly Agree Agree Disagree Strongly Disagree

teachers design instructional programs together. (87) 30 **57** 9 4

teachers make a conscious effort to coordinate their teaching with instruction at other grade levels. (83) 35 **48** 17 0

the principal, teachers, and staff collaborate to make this school run effectively. (98) **65** 33 2 0

teachers talk about instruction in the teacher's lounge, faculty meetings, etc. (100) **61** 39 0 0

Collaborative Teachers, continued

	Percent %			
T Overall, my professional development experiences this year have...	Strongly Agree	Agree	Disagree	Strongly Disagree
been sustained and coherently focused, rather than short-term and unrelated. (91)	41	50	7	2
included enough time to think carefully about, try, and evaluate new ideas. (87)	46	41	9	4
included opportunities to work productively with colleagues in my school. (94)	56	39	4	2
included opportunities to work productively with teachers from other schools. (74)	41	33	20	6

	Percent %				
T I am able to...	Strongly Agree	Agree	Disagree	Strongly Disagree	I don't know
use my student's prior knowledge related to their cultural and linguistic backgrounds to help make learning meaningful. (91)	41	50	9	0	0
modify instructional activities and materials to meet the developmental needs and learning interests of all my students. (91)	42	49	9	0	0
critically examine the curriculum to determine whether it appropriately represents all groups. (89)	34	55	11	0	0
design appropriate instruction that is matched to English language learners (ELL) proficiency and students with disabilities. (75)	23	49	23	2	4
develop appropriate Individual Education Programs for my students with disabilities. (92)	35	52	7	0	6
distinguish linguistic/cultural differences from learning difficulties. (92)	44	44	7	0	4

Collaborative Teachers, continued

T How much do you agree with the following statements?	Percent %			
	Strongly Agree	Agree	Disagree	Strongly Disagree
I usually look forward to each working day at this school. (91)	48	43	6	4
I wouldn't want to work in any other school. (72)	38	34	25	4
I would recommend this school to parents/guardians seeking a place for their child. (93)	59	33	4	4



Collaborative Teachers – Student Responses

Do students feel that teachers are committed to student success, improving their schools, and continuous professional learning within a culture of respect?

S How much do you agree with the following statements?	Percent %				
	Strongly Agree	Agree	Disagree	Strongly Disagree	I don't know
My teachers use examples of students' different cultures/backgrounds/families in their lessons to make learning more meaningful for me. (68)	33	25	18	9	14
I see people of many races, ethnicities, cultures, and backgrounds represented in the curriculum. (90)	43	38	7	2	10
My teachers call on students of different races, ethnicities, cultures, and backgrounds. (92)	53	34	3	5	6
I feel that my teachers respect my culture/background. (92)	50	28	3	4	15

Supportive Environment



Supportive Environment – Teacher Responses

Do teachers feel that the school creates a culture that encourages students to support one another and provides for their social and emotional growth?

T If you are a teacher of grades K-5, ANSWER this question. My students are safe...

Percent %

	Strongly Agree	Agree	Disagree	Strongly Disagree
outside around this school. (72)	28	44	22	6
traveling between home and this school. (72)	11	61	22	6
in the hallways, bathrooms, locker rooms, and cafeteria of this school. (100)	94	6	0	0
in my class(es). (100)	94	6	0	0

T If you are a teacher of grades K-5, ANSWER this question. How many of the students in your class(es)...

Percent %

	All	A lot	Some	None
feel it is important to come to school every day? (97)	50	47	3	0
feel it is important to pay attention in class? (97)	61	36	3	0
think doing homework is important? (94)	42	53	6	0
try hard to get good grades? (100)	56	44	0	0

T If you are a teacher of grades K-5, ANSWER this question. How much do you agree with the following statement?

Percent %

	Strongly Agree	Agree	Disagree	Strongly Disagree
Discipline is applied to students fairly in my school. (97)	63	34	0	3

Supportive Environment, continued

T How many adults at this school...	Percent %				
	All	A lot	Some	None	I don't know
help students develop the skills they need to complete challenging coursework despite obstacles? (90)	58	25	10	0	8
tell their students they believe they can achieve high academic standards? (98)	81	13	2	0	4
teach critical thinking skills to students? (94)	67	23	6	0	4
teach students how to advocate for themselves? (75)	46	27	23	2	2
teach students the organizational skills needed to be prepared for their next level? (82)	52	29	17	0	2
recognize disruptive behavior as social-emotional learning opportunities? (75)	31	39	22	2	6
teach students the skills they need to regulate their behavior (i.e. by focusing their attention, controlling their emotions, or managing their thinking, behavior, and feelings)? (76)	38	37	23	0	2
have access to school based supports to assist in behavioral/emotional escalations? (92)	54	37	8	0	2
T If you are a teacher in grades 9-12, ANSWER this question. How many adults at this school...	Percent %				
	All	A lot	Some	None	I don't know
create an atmosphere that encourages students to work towards a college degree? (N/A)	N/A	N/A	N/A	N/A	N/A

Supportive Environment, continued

T How many students in your classes...	Percent %			
	All	A lot	Some	None
feel challenged? (96)	52	44	4	0
listen carefully when the teacher gives directions? (92)	25	67	8	0
have to work hard to do well? (92)	47	45	8	0
follow the rules in class? (94)	31	63	6	0
respond to challenging test questions? (94)	37	58	6	0
pay attention when they are supposed to? (92)	21	71	8	0
respond to challenging questions in class? (90)	31	60	10	0
do their work when they are supposed to? (96)	25	71	4	0
behave well in class even when the teacher isn't watching? (75)	17	58	25	0

T If you are a teacher of grades K-5, ANSWER this question. How often do students in your class(es)...	Percent %			
	All of the Time	Most of the time	Some of the Time	None of the Time
work in small groups? (97)	8	27	62	3



Supportive Environment – Student Responses

Do students feel that the school creates a culture that encourages students to support one another and provides for their social and emotional growth?

Percent %

S In how many of your classes ...	All	Most	A few	None
are you challenged? (63)	32	31	25	13
do your teachers ask difficult questions on tests? (70)	29	41	22	8
do your teachers ask difficult questions in class? (69)	24	45	24	7
do you work in small groups? (49)	16	33	45	6
do your teachers want students to become better thinkers, not just memorize things? (90)	63	27	8	2

Percent %

S How much do you agree with the following statements? I feel safe...	Strongly Agree	Agree	Disagree	Strongly Disagree
outside around this school. (72)	20	51	18	10
traveling between home and this school. (73)	27	45	24	4
in the hallways, bathrooms, locker rooms, and cafeteria of this school. (94)	41	54	4	1
in my classes at this school. (92)	51	42	4	4

Supportive Environment, continued

S In how many of your classes is the following statement true? My teachers...

Percent %

	All	Most	A few	None
help me catch up if I am behind. (79)	41	38	14	7
notice if I have trouble learning something. (70)	43	27	24	6
give me specific suggestions about how I can improve my work in class. (82)	57	26	14	4
explain things a different way if I don't understand something in class. (76)	39	36	18	6
notice when I am upset. (56)	31	24	30	14

S If you are a student in grades 6-8, ANSWER this question. How much do you agree with the following statements?

Percent %

	Strongly Agree	Agree	Disagree	Strongly Disagree
This school provides useful information to students about the application/enrollment process to high school. (80)	35	46	14	6
This school provides guidance for the application process for high school. (75)	33	43	19	6
This school educates families about the application/enrollment process for high school. (84)	36	49	12	4

S How much do you agree with the following statements?

Percent %

	Strongly Agree	Agree	Disagree	Strongly Disagree
I'm learning a lot in my classes at this school to prepare me for the next level or grade. (96)	54	42	3	1
My classes at this school really make me think. (92)	47	45	6	2
Discipline is applied fairly in my school. (72)	40	32	18	10

Supportive Environment, continued

S If you are a student in grades 9-12, ANSWER this question. Adults at this school (including teachers, administrators, counselors, and the principal)...

Percent %

Strongly Agree Agree Disagree Strongly Disagree

help keep me on track for college or career. (N/A)	N/A	N/A	N/A	N/A
provide me with information about the college enrollment process. (N/A)	N/A	N/A	N/A	N/A
help me plan for my next steps after graduation (career planning, college selection and application process, financial aid process, etc.). (N/A)	N/A	N/A	N/A	N/A
help me choose which colleges to apply to. (N/A)	N/A	N/A	N/A	N/A
talk with me about how to pay for college. (N/A)	N/A	N/A	N/A	N/A
help me plan for how to meet my future career goals. (N/A)	N/A	N/A	N/A	N/A

Supportive Environment, continued

S In how many of your classes at this school do students...	Percent %			
	All	Most	A few	None
listen carefully when the teacher gives directions? (55)	8	48	41	4
follow the rules in class? (61)	11	50	34	5
pay attention when they are supposed to? (54)	9	45	40	6
work when they are supposed to? (61)	14	47	36	3
behave well even when the teacher isn't watching? (38)	4	34	53	9
feel it is important to come to school every day? (60)	18	43	31	9
feel it is important to pay attention in class? (69)	18	51	28	3
think doing homework is important? (57)	18	39	35	8
try hard to get good grades? (80)	42	39	17	3

Effective School Leadership



Effective School Leadership – Parent Responses

How do parents feel about the school leadership’s ability to develop a climate of inclusiveness, inspire staff and students with a clear vision for student achievement, and seek input of all members of the school community?

P How much do you agree with the following statements?

	Percent %				
	Strongly Agree	Agree	Disagree	Strongly Disagree	I don't know
The principal/school leaders encourage feedback from parents/guardians and the community through regular meetings with parent and teacher leaders. (90)	47	39	5	5	5

P The principal/school leader at this school...

	Percent %				
	Strongly Agree	Agree	Disagree	Strongly Disagree	I don't know
is strongly committed to shared decision making. (91)	39	43	5	3	9
works to create a sense of community in the school. (96)	51	42	1	2	4
promotes family and community involvement in the school. (94)	52	39	3	2	3

Effective School Leadership – Teacher Responses



How do teachers feel about the school leadership’s ability to develop a climate of inclusiveness, inspire staff and students with a clear vision for student achievement, and seek input of all members of the school community?

Percent %

T How much influence do teachers have over school policy in each of the areas below?

	A Great Deal of Influence	A Moderate Amount	Little	No Influence
--	---------------------------	-------------------	--------	--------------

Selecting instructional materials used in classrooms. (74)	30	43	25	2
--	----	-----------	----	---

Developing instructional materials. (77)	38	40	23	0
--	----	-----------	----	---

Setting standards for student behavior. (80)	46	33	15	6
--	-----------	----	----	---

Percent %

T At this school...

	Strongly Agree	Agree	Disagree	Strongly Disagree
--	----------------	-------	----------	-------------------

once we start a new program, we follow up to make sure that it’s working. (96)	43	53	4	0
--	----	-----------	---	---

it is clear how all of the programs offered are connected to our school’s instructional vision. (98)	47	51	2	0
--	----	-----------	---	---

curriculum, instruction, and learning materials are well coordinated across the different grade levels at this school. (96)	57	39	2	2
---	-----------	----	---	---

there is consistency in curriculum, instruction, and learning materials among teachers in the same grade level at this school. (98)	60	38	0	2
---	-----------	----	---	---

Effective School Leadership, continued

T The principal/school leader at this school...	Percent %			
	Strongly Agree	Agree	Disagree	Strongly Disagree
makes clear to the staff his or her expectations for meeting instructional goals. (94)	57	37	6	0
communicates a clear vision for this school. (100)	70	30	0	0
understands how children learn. (94)	64	30	6	0
sets high standards for student learning. (100)	75	25	0	0
sets clear expectations for teachers about implementing what they have learned in professional development. (94)	59	35	4	2
carefully tracks student academic progress. (98)	67	31	2	0
knows what's going on in my classroom. (81)	48	33	17	2
participates in instructional planning with teams of teachers. (94)	59	35	6	0

T At this school...	Percent %			
	Strongly Agree	Agree	Disagree	Strongly Disagree
The principal/school leader encourages feedback through regular meetings with parent and teacher leaders. (94)	43	52	4	2

Strong Family-Community Ties



Strong Family-Community Ties – Parent Responses

How do parents feel about communication with school staff and the school's efforts to engage parents as partners in their child's education?

P Since the beginning of the school year, how often have you...	Percent %			
	Often	Sometimes	Rarely	Never
been asked or had the opportunity to volunteer time to support this school (for example, spent time helping in classrooms, helped with school-wide events, etc.)? (74)	38	36	14	12
communicated with your child's teacher about your child's performance? (97)	81	15	3	0
seen your child's projects, artwork, homework, tests or quizzes? (94)	84	10	4	1

P If you are a parent of a child in Pre-K, ANSWER this question. How much do you agree with the following statements?	Percent %			
	Strongly Agree	Agree	Disagree	Strongly Disagree
I feel good about the way that my child's pre-K teacher helped my child adjust to Pre-K. (N/A)	N/A	N/A	N/A	N/A
I feel good about the way that my child's Pre-K program welcomed our family into Pre-K. (N/A)	N/A	N/A	N/A	N/A
My child's Pre-K teacher gives me helpful ideas about how I can support my child's learning. (N/A)	N/A	N/A	N/A	N/A
My child's Pre-K teacher lets me know that I can make a difference in my child's learning. (N/A)	N/A	N/A	N/A	N/A
My child's Pre-K program has helped me consider which elementary schools will meet my child's needs. (N/A)	N/A	N/A	N/A	N/A

Strong Family-Community Ties, continued

P How much do you agree with the following statements?	Percent %				
	Strongly Agree	Agree	Disagree	Strongly Disagree	I don't know
School staff regularly communicate with parents/guardians about how parents can help students learn. (93)	64	28	2	5	1
Parents/guardians are invited to visit classrooms to observe instruction. (87)	42	37	7	6	9
Parents/guardians are greeted warmly when they call or visit the school. (96)	67	29	0	4	0
Teachers work closely with families to meet students' needs. (95)	62	33	1	4	0
Teachers communicate regularly with parents/guardians. (94)	61	33	2	4	0
Teachers understand families' problems and concerns. (92)	44	43	3	5	6



Strong Family-Community Ties – Teacher Responses

How do teachers feel about communication with parents and the school's efforts to engage parents as partners in their child's education?

T At this school...	Percent %			
	Strongly Agree	Agree	Disagree	Strongly Disagree
parents/guardians are invited to visit classrooms to observe the instructional program. (98)	63	35	2	0
teachers understand families' problems and concerns. (96)	35	61	2	2
teachers work closely with families to meets students' needs. (96)	55	42	4	0
school staff regularly communicate with parents/guardians about how parents can help students learn. (94)	45	49	6	0

Trust



Trust – Parent Responses

Do parents report feelings of mutual respect and value within the school community?

P How much do you agree with the following statements?	Percent %				
	Strongly Agree	Agree	Disagree	Strongly Disagree	I don't know
Teachers and parents/guardians think of each other as partners in educating children. (96)	65	30	1	3	1

P How much do you agree with the following statements?	Percent %			
	Strongly Agree	Agree	Disagree	Strongly Disagree
I feel respected by my child's teachers. (96)	64	32	2	2
Staff at this school work hard to build trusting relationships with parents/guardians like me. (95)	59	37	2	3
I feel respected by my child's principal/school leader. (96)	61	34	0	4
I trust the principal/school leader at his or her word (to do what he or she says that he or she will do). (94)	54	40	2	4
The principal/school leader is an effective manager who makes the school run smoothly. (95)	56	39	2	3
The principal/school leader at this school works hard to build trusting relationships with parents/ guardians like me. (94)	56	39	2	3



Trust – Teacher Responses

Do teachers report feelings of mutual respect and value within the school community?

T How much do you agree with the following statements?	Percent %			
	Strongly Agree	Agree	Disagree	Strongly Disagree
Teachers in this school trust each other. (91)	48	43	7	2
It's OK in this school to discuss feelings, worries, and frustrations with other teachers. (91)	43	48	4	6
Teachers respect other teachers who take the lead in school improvement efforts. (98)	51	47	2	0
I feel respected by other teachers at this school. (93)	56	37	6	2
Teachers at this school respect those colleagues who have a specific expertise. (96)	48	48	4	0

Trust, continued

T How much do you agree with the following statements?	Percent %			
	Strongly Agree	Agree	Disagree	Strongly Disagree
I feel respected by the principal at this school. (93)	69	24	4	4
The principal at this school is an effective manager who makes the school run smoothly. (96)	67	30	4	0
The principal has confidence in the expertise of the teachers at this school. (91)	62	28	8	2
I trust the principal/school leader at his or her word (to do what he or she says that he or she will do). (92)	57	36	8	0
At this school, it's OK to discuss feelings, worries, and frustrations with the principal. (85)	52	33	7	7
The principal takes a personal interest in the professional development of teachers. (96)	69	28	2	2
The principal looks out for the personal welfare of the staff members. (96)	63	33	4	0
The principal places the needs of children ahead of personal interests. (96)	74	22	4	0
The principal and assistant principals function as a cohesive unit. (100)	76	24	0	0



Trust – Student Responses

Do students report feelings of mutual respect and value within the school community?

S How much do you agree with the following statements?

	Percent %			
	Strongly Agree	Agree	Disagree	Strongly Disagree
There is at least one adult in the school that I can confide in. (90)	63	27	7	3
My teachers will always listen to students' ideas. (76)	31	45	22	2
My teachers always keep their promises. (61)	14	47	26	13
My teachers treat me with respect. (78)	37	42	17	5
When my teachers tell me not to do something, I know they have a good reason. (76)	23	53	21	3

Informational Questions



Informational Questions - Parent Responses

These questions appeared on the survey, but answers were not included in the summary of positive responses on the front page of the NYC School Survey Report.

P How much do you agree with the following statements?	Percent %				
	Strongly Agree	Agree	Disagree	Strongly Disagree	I don't know
This school offers a wide enough variety of courses, extracurricular activities and services to keep my child interested in school. (85)	46	36	9	5	3
My child's school will make me aware if there are any emotional or psychological issues affecting my child's academic performance. (94)	54	39	4	3	0
At this school my child is safe. (96)	61	32	1	3	2
This school is kept clean. (96)	58	37	2	2	1
School Safety Agents promote a safe and respectful environment at this school. (95)	60	31	1	4	4

P If you are a parent of a child in grades 9-12, ANSWER this question. How much do you agree with the following statements?	Percent %			
	Strongly Agree	Agree	Disagree	Strongly Disagree
This school helps keep my child on track for college, career, and success in life after high school. (N/A)	N/A	N/A	N/A	N/A
This school provides resources to me and my child to prepare my child for college, career, and success in life after high school. (N/A)	N/A	N/A	N/A	N/A

Informational Questions, continued

P How satisfied are you with the following?	Percent %				
	Very Satisfied	Satisfied	Dissatisfied	Very Dissatisfied	I don't know
The response I get when I contact this school. (97)	63	33	3	0	1
The education my child has received this year. (96)	72	24	3	1	0
The overall quality of my child's teachers this year. (96)	69	25	3	1	2
The performance of the citywide Panel for Education Policy with regard to school resources, oversight, curriculum, and progress in student achievement. (95)	48	36	3	2	11
The performance of the Schools Chancellor with regard to school resources, oversight, curriculum, and progress in student achievement. (93)	44	35	4	2	15

P If you are a parent of a child who has an Individualized Education Program (IEP), ANSWER this question. How much do you agree with the following statements?	Percent %			
	Strongly Agree	Agree	Disagree	Strongly Disagree
I am satisfied with the educational planning and Individual Education Program (IEP) development process at this school. (100)	64	36	0	0
This school works to achieve the goals on my child's Individual Education Program (IEP). (100)	71	29	0	0
This school offers a wide enough variety of activities and services (including related services and assistive and adaptive technologies where appropriate) to help improve life outcomes for my child. (86)	50	36	0	14

Informational Questions, continued

P Which of the following improvements would you most like your school to make (Choose ONE)?

Percent %

Stronger school leadership	More hands-on learning	Stronger enrichment programs (e.g. afterschool programs, clubs, teams)	Stronger arts programs	More challenging courses	Better communication with parents	Higher quality teaching	Smaller class size	Safer school environment
5	6	55	11	5	4	2	8	4



Informational Questions - Teacher Responses

These questions appeared on the survey, but answers were not included in the summary of positive responses on the front page of the NYC School Survey Report.

T How much do you agree with the following statements?

	Percent %			
	Strongly Agree	Agree	Disagree	Strongly Disagree
I feel respected by the NYC DOE central administration. (90)	6	84	10	0
Central DOE employees have confidence in the expertise of the teachers. (88)	6	82	12	0
Central DOE employees place the needs of children ahead of personal interests. (86)	8	78	14	0
The Chancellor is an effective manager who makes the NYC DOE run smoothly. (82)	6	76	16	2
I trust the Chancellor at her word. (85)	4	81	13	2

T How much do you agree with the following statements?

	Percent %			
	Strongly Agree	Agree	Disagree	Strongly Disagree
In this school, the professional staff believes that all students can learn, including English language learners and students with disabilities. (98)	69	30	2	0
I feel respected by assistant principals at this school. (96)	74	22	4	0
At this school, students with disabilities are included in all school activities (lunch, class trips, etc.). (100)	78	22	0	0
This school educates students with disabilities in the least restrictive environment appropriate. (94)	61	33	4	2
At this school, order and discipline are maintained. (100)	74	26	0	0
This school is kept clean. (98)	67	31	2	0
School Safety Agents promote a safe and respectful environment at this school. (100)	54	46	0	0

Informational Questions, continued

T How satisfied are you with the following?	Percent %				
	Very satisfied	Satisfied	Dissatisfied	Very Dissatisfied	I don't know
The performance of the citywide Panel for Educational Policy with regard to school resources, oversight, curriculum, and progress in student achievement. (85)	8	25	6	0	61
The performance of the Schools Chancellor with regard to school resources, oversight, curriculum, and progress in student achievement. (79)	8	22	6	2	63

T If you are a teacher in grades K-8, ANSWER this question. It's a priority at this school that adults...	Percent %				
	Strongly Agree	Agree	Disagree	Strongly Disagree	I don't know
provide useful information to students about the application/enrollment process to middle or high school. (88)	48	24	6	4	18
provide guidance for the application process to middle or high school. (95)	49	35	2	2	12
educate families about the application/enrollment process for middle or high school. (90)	44	32	4	4	16

T I am able to...	Percent %				
	Strongly Agree	Agree	Disagree	Strongly Disagree	I don't know
identify cultural differences when communicating with parents/guardians regarding their child's educational progress. (98)	54	43	2	0	2

Informational Questions, continued

T If you are a teacher in grades 9-12, ANSWER this question. It's a priority at this school that adults...

Percent %

Strongly Agree Agree Disagree Strongly Disagree I don't know

provide students with information about the college enrollment process. (N/A) N/A N/A N/A N/A N/A

help students plan for their next steps after graduation (career planning, college selection and application process, financial aid process, etc.). (N/A) N/A N/A N/A N/A N/A

help students choose which colleges to apply to. (N/A) N/A N/A N/A N/A N/A

talk to students about how to pay for college. (N/A) N/A N/A N/A N/A N/A

help students plan for how to meet their future career goals. (N/A) N/A N/A N/A N/A N/A

Percent %

T At this school...

Strongly Agree Agree Disagree Strongly Disagree

there is an expectation that teachers communicate regularly with parents/guardians. (96) 60 36 4 0

Percent %

T How much influence do teachers have over school policy in each of the areas below?

A Great Deal of Influence A Moderate Amount Little No Influence

Hiring new professional personnel. (45) 11 34 38 17

Planning how discretionary school funds should be used. (21) 0 21 53 26



Informational Questions - Student Responses

These questions appeared on the survey, but answers were not included in the summary of positive responses on the front page of the NYC School Survey Report.

S How much do you agree with the following statements?	Percent %				
	Strongly Agree	Agree	Disagree	Strongly Disagree	I don't know
This school offers a wide enough variety of programs, classes, and activities to keep me interested in school. (79)	26	48	13	6	7
The programs, classes, and activities at this school encourage students to develop talent outside academics. (80)	29	39	12	5	15
This school is kept clean. (67)	22	40	25	5	8
Most students at this school treat each other with respect. (57)	10	41	27	11	11
At this school students with disabilities are included in all school activities (lunch, class trips, etc.). (94)	39	22	3	1	35

Informational Questions, continued

S How often are the following things true?	Percent %			
	All of the time	Most of the time	Some of the time	None of the time
At this school students harass, bully, or intimidate other students.	4	12	53	31
At this school students harass, bully, or intimidate each other because of their race or ethnicity.	1	4	18	77
At this school students harass, bully, or intimidate each other because of their gender, gender identity, gender expression, or sexual orientation.	6	4	21	69
At this school students harass, bully, or intimidate each other because of other differences, like national origin, citizenship/immigration status, religion, disability, or weight.	6	9	34	50
At this school students get into physical fights.	3	4	30	63
At this school students drink alcohol, use illegal drugs, or abuse prescription drugs while at school.	1	2	4	94
At this school there is gang activity.	4	5	16	75

S How much do you agree with the following statements?	Percent %			
	Strongly Agree	Agree	Disagree	Strongly Disagree
School Safety Agents promote a safe and respectful environment at this school. (85)	42	42	9	6